

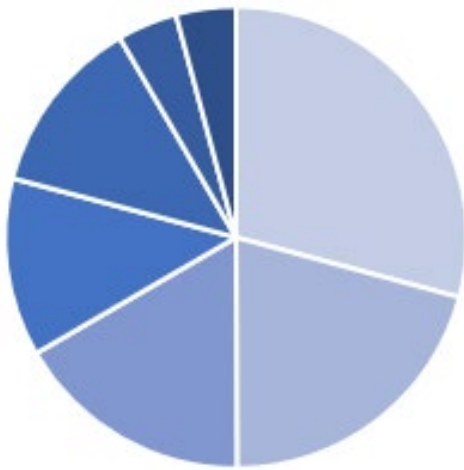
BEVIRS | LAW

Diversity Information 2023

We received a response rate of 53% to the SRA Diversity Questionnaire.

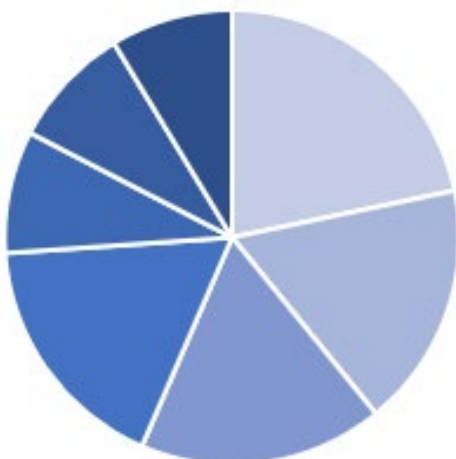
The information below is a summary of some of the information collected. Due to GDPR we are not able to publish any further detail

Role



29.2%	Solicitor (not partner)
20.8%	Full equity solicitor partner
16.7%	Role Directly Supporting a fee earner
12.5%	Other Fee Earning Role
12.5%	Prefer not to say
4.2%	IT/HR/other corporate services role
4.2%	Managerial Role

Age



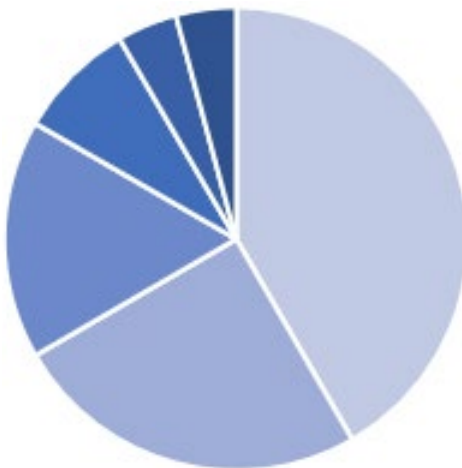
21.7%	35 - 44
17.4%	16 - 24
17.4%	25 - 34
17.4%	55 - 64
8.7%	45 - 54
8.7%	65+
8.7%	Prefer not to say

Sex



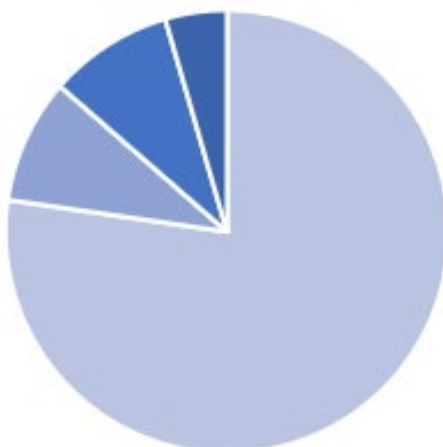
75%	Female
20.8%	Male
4.2%	Prefer not to say

Religion



41.7%	No religion or belief
25%	Christian
16.7%	Any other religion or belief
8.3%	Muslim
4.2%	Sikh
4.2%	Prefer not to say

Type of secondary school attended



77.3%	State-run or state-funded school (non-selective)
9.1%	Independent / fee-paying school where I received no bursary or a bursary covering less than 90% of my tuition
9.1%	Prefer not to say
4.5%	State-run or state-funded school (selective on academic, faith or other grounds)

Parents university education



66.7%	Neither parent attended university
20.8%	One or both parents attended university
8.3%	Prefer not to say
4.2%	Don't know / not sure